

# Fitting Instructions KSB790

# WHITELINE

PO Box 5666, Minto, NSW, 2566 Australia  
Ph: 61 2 9603 0111 Fax: 61 2 9820 2500  
E-mail: admin@whiteline.com.au  
A.B.N. 68 073 002 034

*Flat out*

Code: Z274

**KSB790** is a universal **Quick Release Clamp Kit** to suit the Whiteline range of strut and chassis braces. Ideal uses are wagons/hatches and coupes rear strut braces, internal pillar braces or under bonnet strut braces when easy access to accessories is wanted. No tools are required.

**Contents:**

1 pair of QR clamps.



**Fitting procedure:**





1. Remove nut from the QR clamp.
2. Insert the QR bolt through the mounting bracket.
3. With the lever arm in the "open" position as shown in picture 1, wind the nut until it is hand tight.
4. Lever the arm towards the "closed" to tighten up the whole assembly.

**Tension adjustment procedure:**

- a) If lever is too tight and cannot be closed, open the lever to the "open" position, and loosen the nut by 1/4 of turn.
- b) If the lever is still loose, open the lever to the "open" position, and tighten the nut by 1/4 of turn.

NOTE; Do not use the lever as a spinning handle to tighten the nut.

5. Repeat steps A and B until the lever arm is in the completely "closed" position, and you are satisfied with the tightness of the assembly. Refer picture 2.



5. Repeat steps A and B until the lever arm is in the completely "closed" position, and you are satisfied with the tightness of the assembly. Refer picture 2.

NOTE; Do not use the lever as a spinning handle to tighten the nut.

a) If lever is too tight and cannot be closed, open the lever to the "open" position, and loosen the nut by 1/4 of turn.

b) If the lever is still loose, open the lever to the "open" position, and tighten the nut by 1/4 of turn.

Tension adjustment procedure:

1. Remove nut from the QR clamp.
2. Insert the QR bolt through the mounting bracket.
3. With the lever arm in the "open" position as shown in picture 1, wind the nut until it is hand tight.
4. Lever the arm towards the "closed" to tighten up the whole assembly.



**Contents:**  
1 pair of QR clamps.

**KSB790** is a universal **Quick Release Clamp Kit** to suit the Whiteline range of strut and chassis braces. Ideal uses are wagons/hatches and coupes rear strut braces, internal pillar braces or under bonnet strut braces when easy access to accessories is wanted. No tools are required.

Code: Z274

# WHITELINE

PO Box 5666, Minto, NSW, 2566 Australia  
Ph: 61 2 9603 0111 Fax: 61 2 9820 2500  
E-mail: admin@whiteline.com.au  
A.B.N. 68 073 002 034

*Flat out*

# Fitting Instructions KSB790